

A close-up photograph of a glowing incandescent lightbulb. The bulb is the central focus, emitting a warm, golden-yellow light that fills the frame. The glass of the bulb is slightly textured and shows some reflections. The filament is visible at the bottom of the bulb. The background is dark, making the lightbulb stand out prominently. Overlaid on the center of the bulb is the text "The Power of PACE EH" in a bold, dark brown font.

**The Power
of PACE EH**

How to Build a Healthier Community through Improved Infrastructure

Using the PACE EH experience to improve quality of life issues



Presented by:

Julianne Price

**Statewide PACE Coordinator
FDOH, Div. of Environmental Health**

Definition of “Health”

“Health is a state of complete physical, mental and social well-being and not merely the absence of disease or infirmity.”

-World Health Organization



What is Environmental Health?

“In its broadest sense, environmental health comprises those aspects of human health, disease, and injury that are determined or influenced by factors in the environment. This includes not only the study of the direct pathological effects of various chemical, physical, and biological agents, ***but also the effects on health of the broad physical and social environment, which includes housing, urban development, land-use and transportation, industry, and agriculture.***”

-- CDC Healthy People 2010

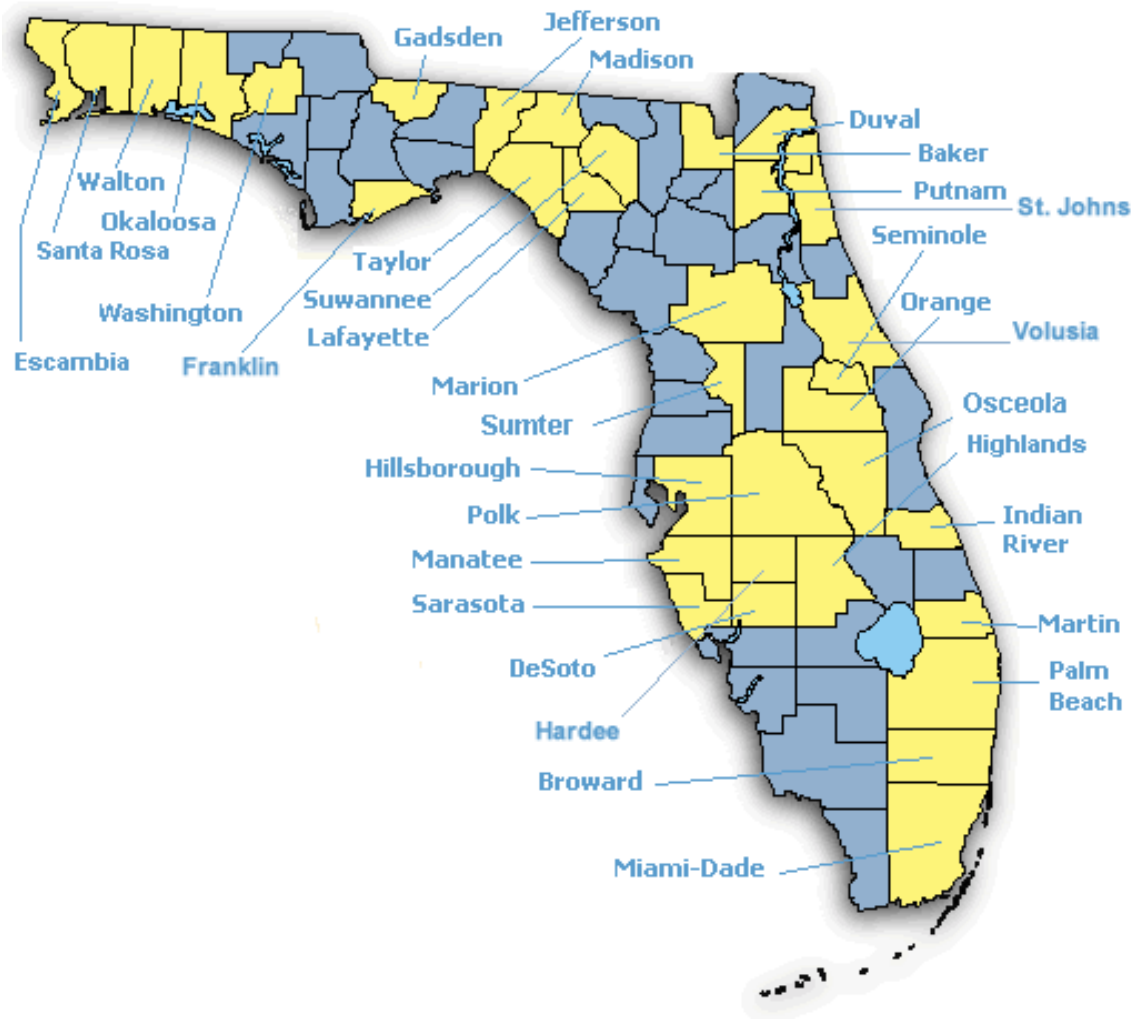


Protocol for Assessing Community Excellence In Environmental Health (PACE EH)



<http://www.myfloridaeh.com/programs/PACE-EH/PACE-EH.htm>

FLORIDA PACE SITES



What did the Communities Tell Us?

- No sidewalks
- No bike paths
- No street lights/Insufficient lighting
- Not safe
- Speeding
- Dilapidated housing/Uncared for property
- Forgotten by leaders
- Drinking water/ well contamination
- Cut off from other neighborhoods.
- No fire hydrants
- Heavy Traffic
- Hazardous waste
- Sanitary nuisances
- Solid waste issues
- Sewage/septic issues
- Frequent flooding
- Water Quality
- Drowning
- Crime
- Noise
- Air contamination/pollution
- Leash ordinance




Wabasso: A Community Lost in Time

- What do you do when there is virtually no infrastructure in a community?
- Where do you start in terms of addressing the problems?
- How does PACE EH achieve this?
- How can you prevent this from happening in the future?



The Present Situation

Communities



Regulation

Tragedy of the Commons?

- Each agency task driven
- Each agency has their own goals
- Who takes into consideration what the community thinks they need?
- Why aren't we asking them?- after all it's their community and they should know better than any regulatory agency



#1 Issue: Lack of Street Lighting!



15 10:35 AM





Installation of Water Lines



Fire Hydrants Installed





Installation of a Walking Trail in Wabasso Park



F165

FILL
SITE WORK
LANDCLEARING
FISCHER
JOB# 772-589-3159

How Infrastructure can Improve the Quality of Life for Residents in a Community

- Gives them better connectivity
- Increases their level and sense of safety
- Increases opportunity for physical activity which leads to better health



The Impact...

- Mrs. Black- new home, water, paved road, streetlight, new septic system, sidewalk
- PACE Process= Drastic improvement of health for the community of Wabasso



The Results ARE REAL



Interaction between agencies and/or private entities and communities CAN help improve infrastructure and this leads to an improved quality of life



A \$30,000 Investment Yielded:

- Water Project= \$825,000
- Park Improvements=\$81,750
- Sidewalks=\$43,500
- Streetlights=\$7,281
- Septic Grant=\$40,000
- Demolishing Abandoned Homes=\$6,000
- World Changers and Project Hope=2
New Houses and 26 Homes Improved
- Walking Trail in Wabasso
Park=\$10,000
- 24 Hour House Build=\$130,000



The Return...

- OVER \$1.5 MILLION DOLLARS and counting of Improvements to the Wabasso Community!!!!



WABASSO PACE SURVEY ISSUES

Monday, October 02, 2006

	Improved %	Same %	Worse %	Unsure %	No Response %
1. Demolishing abandoned houses and/or removing abandoned cars	196 78.0%	35 13.6%	5 1.9%	21 8.1%	1 0.4%
2. Providing a bus route for transportation	208 80.6%	31 12.0%	3 1.2%	13 5.0%	3 1.2%
3. Having Access to improved drinking water	194 75.2%	39 15.1%	14 5.4%	10 3.9%	1 0.4%
4. Providing high-quality police service	148 57.4%	66 25.6%	17 6.6%	21 8.1%	6 2.3%
5. Having streetlights installed	197 76.4%	36 14.0%	13 5.0%	7 2.7%	5 1.9%
6. Providing septic system improvements	165 64.0%	53 20.5%	7 2.7%	26 10.1%	7 2.7%
7. Creating safe places to walk and exercise outdoors	179 69.4%	47 18.2%	9 3.5%	12 4.7%	11 4.3%

8. Because of improvements to my community such as streetlights and demolished abandoned homes, I feel safer now than I did 2 years ago	153 59.3%	73 28.3%	23 8.9%	8 3.1%	1 0.4%
9. Because of newly installed streetlights, park exercise equipment, and sidewalks I spend more time exercising outside than I did 2 years ago	139 53.9%	67 26.0%	19 7.4%	25 9.7%	8 3.1%
10. My children miss fewer school days due to illness than 2 years ago	94 36.4%	44 17.1%	19 7.4%	87 33.7%	14 5.4%
11. I believe better water quality and new or repaired septic systems have the potential to improve my family's health	182 70.5%	55 21.3%	4 1.6%	9 3.5%	8 3.1%
12. The improved appearance of my community such as demolished homes, streetlights, sidewalks, park improvements and having 24 homes repaired by World Changers gives me a greater sense of well-being	178 69.0%	64 24.8%	8 3.1%	4 1.6%	4 1.6%
13. The improvements to my community have positively affected my mental and physical health	146 56.6%	77 29.8%	13 5.0%	15 5.8%	7 2.7%
14. I feel that government agencies are better able to respond to my community's issues today as compared to 2 years ago	149 57.8%	84 32.6%	14 5.4%	9 3.5%	2 0.8%
15. My community has experienced an improvement in the quality of life for the residents who live there over the past two years	154 59.7%	74 28.7%	9 3.5%	8 3.1%	13 5.0%

16. How long have you lived in Wabasso?						
<u>0-5 years %</u>	<u>5-10 years %</u>	<u>10-15 years %</u>	<u>15-20 years %</u>	<u>20-25 years %</u>	<u>Over 25 years %</u>	<u>No Response %</u>
29 11.2%	11 4.3%	22 8.5%	13 5.0%	16 6.2%	149 57.8%	18 7.0%

17. What is your age range?						
<u>0-17 %</u>	<u>18-24 %</u>	<u>25-44 %</u>	<u>45-64 %</u>	<u>65-84 %</u>	<u>85 or older %</u>	<u>No Response %</u>
15 5.8%	15 5.8%	65 25.2%	97 37.6%	37 14.3%	3 1.2%	26 10.1%


18. What is your gender?		
<u>Male %</u>	<u>Female %</u>	<u>No Response %</u>
92 35.7%	150 58.1%	16 6.2%

NW Ocala PACE- Ms. Reed



Neighborhood History

- 1970 Ocala Cleat company produced wood pallets on neighborhood site.
- 1982 Royal Oak took over and began producing charcoal.
- The neighborhood became concerned about the smoke being produced.
- After years of complaints about the smoke, Royal Oak's response was to increase nighttime production.



Royal Oak fined for violations

- Ocala - The Florida Department of Environmental Protection has fined Royal Oak Enterprises \$39,500 for permit violations observed last September at its former Ocala manufacturing plant.
- In a consent order dated July 24, the DEP also required the Roswell-Ga. based charcoal giant to begin testing soil and groundwater samples for pollution.

Extreme Challenge: Two Homes, One Day

